






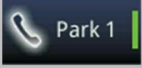




Edge E350 Quick Reference Guide

Task	Tap and Key Sequence
Create Conference Call	<i>Place a call + tap More + Confrnc + Place another call + tap Conference.</i>
Answer a Call	Tap Answer or Pickup Handset or Press Speaker or Headset button.
End Call	Tap End Call or Hang up Handset or Press Speaker or Headset button.
Hold Call	Tap Hold (To remove call from hold, tap Resume).
Resume Call	Tap <i>call on hold</i> + tap Resume .
Place a Call	Do one of the following: <ul style="list-style-type: none"> Lift handset + Dial the 9 prefix and the 10 digit number + tap the Send key Dial a number + lift handset Dial a number + press speaker  or Headset key 
Access Voice Mail	Press the voicemail key  on the E350 phone panel. The screen shows the number of voice mails, and the LED light flashes red on the phone. <ol style="list-style-type: none"> Tap the voicemail key  Enter your voicemail pin when prompted Follow voice prompts to listen to messages
Transfer a Call (Blind)	<ol style="list-style-type: none"> Press Answer to receive Call. Press the Transfer button. Confirm that Blind Transfer is displayed on key at bottom of phone. Dial 9 followed by the number to which you would like to transfer the call. Press Send. The call automatically transfers without consultation.
Transfer a Call (Consulted)	<ol style="list-style-type: none"> Press Answer to receive call. During a call, tap the Transfer key. Tap the key that says Blind Transfer until it displays Consultive on the key. Dial 9 followed by the number you wish to Transfer to and Press Send. After consulting with the party to whom you want to transfer the call, announce the Transfer, and press the Complete Transfer key.
Park a Call	<ol style="list-style-type: none"> During a call, tap  + tap  The call will now show as parked  The phone will respond with a voice prompt such as "Call Parked on 1". The caller will hear hold music.

Pick up a Parked Call

1. Tap the Parked call on your home screen  and you will be joined with that call.